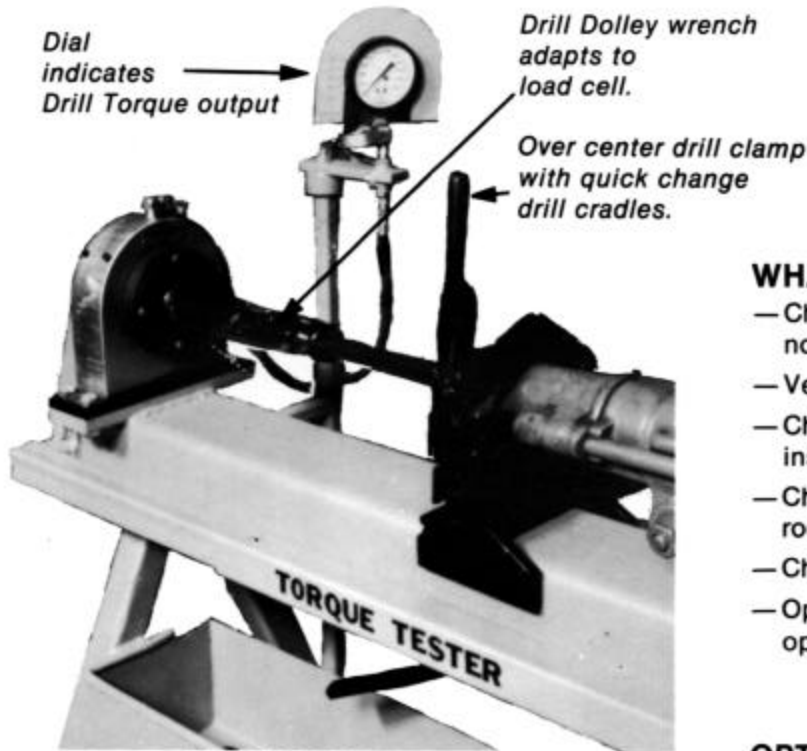




MILLER TECHNOLOGY INC.

ROCK DRILL TORQUE TESTER AND OPTIONAL AIR LEG TESTER



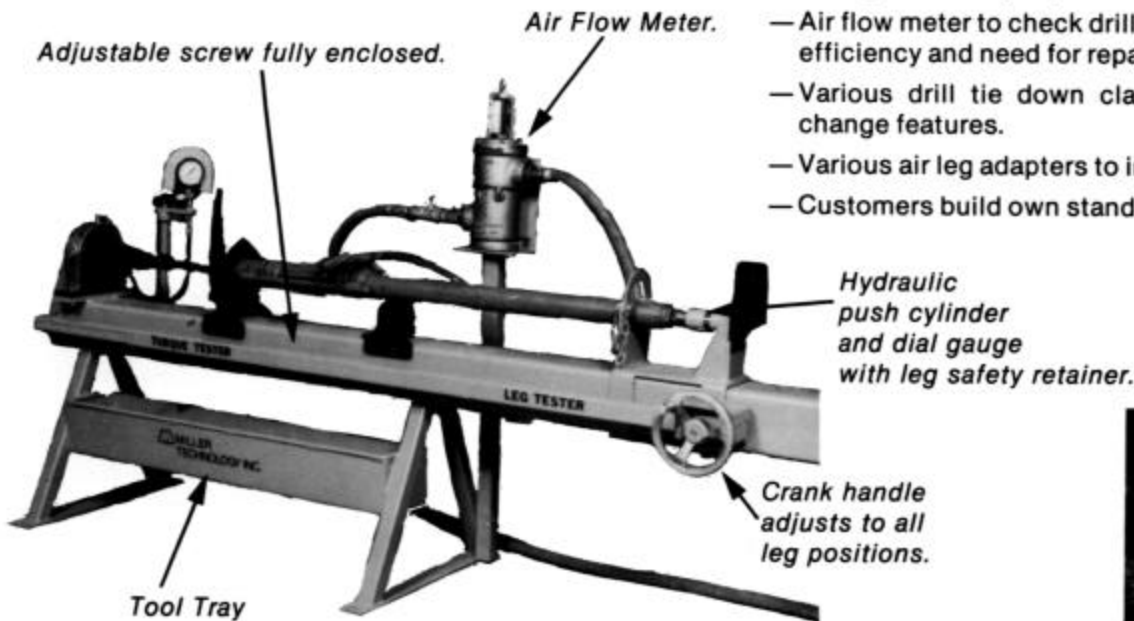
TORQUE TESTER BENCH

WHAT A TORQUE-TESTER CAN DO FOR YOU

- Checks rock drill output against established performance norms.
- Verifies performance of rebuilt and new rock drills.
- Checks the consistency of rock drills used by drillers and insures roof bolt torques are right.
- Checks torque output on all pneumatic and hydraulic rock drills.
- Checks impact wrenches and torque wrenches.
- Optionally checks air legs and stoper legs for faulty operations, leaks, and output force.

OPTIONS:

- Air leg tester fully adjustable for full stroke testing.
- Air flow meter to check drill air consumption and efficiency and need for repairs.
- Various drill tie down clamps and mounts with quick change features.
- Various air leg adapters to inject controlled air.
- Customers build own stand using our Torque Tester.



Tool Tray

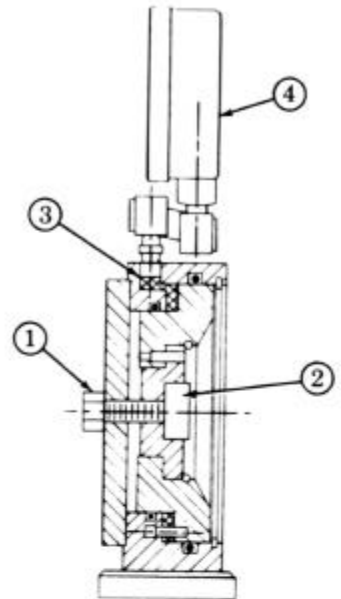
- Stoper shown on test bench
- Left side testing torque
 - Right side testing air leg



Drill Doctor checking jack leg operation.

How a Torque-Tester operates

The sketch at the right illustrates the basic operating principal and construction of the Torque Tester. Tightening the nut (1) on the bolt (2) produces pressure on the hydraulic fluid (3). Being non compressible, the fluid is forced into the gauge (4) which provides a direct and accurate reading of the output Torque. To confirm the torque gauge reading you merely tighten the bolt with a hand torque wrench. Rugged construction and simplicity of design assure accurate results, ease of operation, and maximum service life.



Special hardened and ground alloy steel test bolt assemblies guarantee standard conditions for rock drill performance tests.



Jack leg being tested by itself. Special air inlet adaptors allow operators to inject or release air.

*Compressed Air Meters
Pulsation-compensated*



COMPRESSED AIR METERS ARE A MUST WHEREVER COMPRESSORS AND PNEUMATIC COMPONENTS ARE USED, TESTED AND REPAIRED.

They permit the maintenance of air equipment in its most effective working condition by measuring of this equipment when new and after use . . . before and after adjustment and repair.

ACCURACY OF READING IS HELD TO PLUS OR MINUS 1 PERCENT, enabling you to get highly accurate information about the operation of your compressed air equipment. This information will help you to keep costs under control through early detection of compressed air loss.



MILLER TECHNOLOGY INC.

1839 Seymour St., Site 9, Comp. 11, R.R. No. 3
North Bay, Ontario, Canada P1B 8G4

OFFICE - 705-476-4500
PARTS - 705-476-4405
FAX - 705-476-8811



AWARDS WINNER

Materials and specifications are subject to change without notice.

JULY/00
PRINTED IN CANADA